

CYNGOR SIR CEREDIGION COUNTY COUNCIL

Report to: Cabinet

Date of meeting: 19 March 2024

Title: Porth Cynnal Specialist Services
Independent Reviewing Service Performance
Management Report Quarter 2 2023 - 2024

Purpose of the report: To monitor the progress of Looked After Children through Independent Reviewing Officers scrutiny of their plans and placements during the second quarter of 2023/2024

For: Information

Cabinet Portfolio and Cabinet Member:
Councillor Alun Williams, Deputy Leader of the Council and Cabinet Member for Through Age and Wellbeing

Background

This report represents the monitoring and quality assurance of Looked After Children who were reviewed during the second quarter of 2023/24.

This information contributes to Members fulfilling their roles as Corporate Parents.

The information is based on the monitoring forms completed by the Independent Reviewing Officers (IRO) following each Looked After Children Statutory Review (LAC Review) and is informed by other performance information held by Children Services.

The report includes National and Local standards and targets used to measure outcomes for Looked After Children (LAC) at the time of their statutory review and includes Welsh Government Performance Indicators (PI's) and Local Performance Targets.

On the basis of the information available and the views expressed during the review meeting, the IRO makes a professional judgement about the effectiveness of a child/young person's care plan in meeting their needs and may recommend changes to the care plan.

During the review meeting the IRO considers whether the child/young person requires assistance to identify relevant other people to obtain legal advice/take proceedings on their behalf. This action was deemed necessary for 2 young people by the IRO in the period.

In addition, the IRO has regard as to whether the child/young person's human rights are being breached in any way and, if so, might make a referral to CAFCASS Cymru. This action was not required at any of the review meetings in the period.

Summary of Key Points:

- At the end of quarter 2, there were 130 children/young people being looked after compared to 125 as at the end of Q1.
- 88 children were reviewed in this quarter compared to 95 in the previous quarter. 95.5% of reviews were undertaken within the Statutory Timescale.
- 7 of the children reviewed in this quarter left care, compared to 20 in Quarter 1. The reasons why there were a high number in Quarter 1 was that there were a high number of revocations of care orders. However, in this quarter, in quarter 2, 2 children were adopted, 3 returned home to family and 2 young people moved on to supported lodgings or independent living provision or into a shared lives placement.
- The placement provision for the children reviewed during this Quarter were that 20 are in Local Authority foster care in county, 1 out of county, 15 in kinship carer placements in county and 5 out of county, 2 were in Independent Foster Agency placements in county and 5 out of county, 7 children were placed with parents, and 21 were placed in residential care provision outside of the county. 2 were in a Mother and Baby Residential setting and 1 was in supported lodgings/independent living. 2 were placed in other settings.
- Of the reviews that took place in this quarter and where there were permanency plans in place, the plan for 30 children were that they would be cared for in Long Term Foster Care, 18 were to remain with Kinship carers/family members, 5 children were in placement with parents, 10 children were subject to twin tracking, 4 children are to be adopted, 6 children are to be cared for in residential care and 1 child was being supported to be rehabilitated with parents, 1 was to be in a Special Guardianship arrangement and 2 were to be supported with independent living.
- 41 of the children were being cared for under the legal status of a Full Care Order, 26 were under an Interim Care Order, 2 under a placement order and 19 under a Section 76.
- Of the children reviewed in this quarter, 95.5% of children received a statutory visit. This was compared to 100% in Quarter 1.
- 27.3% of the care and support plans were recorded as being in place at the first review in this quarter, compared to the 54.5% that were in place in Quarter 1. The very low percentage again this quarter, was due to staffing difficulties within the Planned Care Team which prevented the plans being completed on time. The staffing issues are in the process of being addressed.
- 88 reviews identified that the child/young person's cultural needs were being met.
- 55 Young people who were placed with Local Foster Carers had been placed with carers who were able to speak their first language.
- 6 Reviews noted that the young person was an unaccompanied child and placed in a care setting which did not meet their first language needs. There was a translator in the review to enable the young person to participate accordingly.
- It was recognised at 49 reviews that the young person's religious needs were met; for a further 37 reviews it was unknown as to whether the needs had been met.
- Delegated Authority was confirmed to be in place for 59 children who were reviewed with 9 reviews noting that this was yet to be undertaken. It was unknown at 6 reviews with a further 14 reviews recording that it wasn't applicable for the young person.
- The percentage of children/young people who had permanency plans in place by the 2nd review, if a returned home was not planned, was 63.6%.

- The percentage of children (of sufficient understanding) who understand their reason for being looked after was 90.3%.
- The percentage of children of sufficient understanding who were involved in or consulted about their review, was 97.1%.
- The percentage of children who were made aware of their right for an advocacy service, was 83.3%.
- The percentage of parents consulted by the social worker prior to the review or who attended the review was 98.7%.
- The percentage of placement plans (including Education and Health Provision) that were assessed as meeting the needs of the children/young people were 97.7%.
- The percentage of Looked After Children of school age who had a Personal Education Plan within 20 school days of entering care or joining a new school during this quarter is 98.1%.
- The percentage of Looked After Children who received Health Assessments in accordance with statutory requirements was 95.4%.
- 23 Pathway Plans were held in this quarter. 91.3% Pathway Plan Reviews were held within timescales.
- The percentage of Young Persons with allocated a Personal Advisor / Social Worker was 100% during this Quarter.
- The Percentage of Young People Consulted for their Review Meeting during this Quarter was 91.3% but only 39.1% recorded that the young person attended their review.
- 95.7% of Pathway Plan Reviews confirmed that the Pathway Plan was meeting the young person's needs.

Wellbeing of Future Generations:

Has an Integrated Impact Assessment been completed? If not, please state why.

No. This report is provided on an ongoing basis and demonstrate the continuing work that is undertaken with Looked after Children in Ceredigion.

Summary of Integrated Impact Assessment:

Long term: N/A
Collaboration: N/A
Involvement: N/A
Prevention: N/A
Integration: N/A

Recommendation(s):

To note the contents of the report and the levels of activity within the Local Authority.

Reasons for decision:

So that governance of the Local Authority activity and its partner agencies for Looked After Children are monitored.

Overview and Scrutiny:

Healthier Communities Overview & Scrutiny Committee

Policy Framework:

Corporate Strategy

Corporate Well-being Objectives:

Creating caring and healthy communities

Finance and Procurement implications:

Within core budget

Legal Implications:

None

Staffing implications:

None

Property / asset implications:

None

Risk(s):

The report reflects a risk of harm to children and how they are safeguarded

Statutory Powers:

Children Act 1989, Children Act 2004 & Social Services Well-being (Wales) Act 2014

Background Papers:

Internal documents only that are held by Specialist Services

Appendices:

Appendix A- Independent Reviewing Service Performance Management Report
Quarter 2 2023/24

Corporate Lead Officer:

Audrey Somerton-Edwards, Corporate Lead Officer: Porth Cynnal

Reporting Officer:

Elizabeth Upcott, Corporate Manager: Safeguarding

Date:

8 January 2024

Cyngor Sir CEREDIGION County Council
Safeguarding Service

Independent Reviewing Service Performance Management Report

Quarter 2: 1st July 2023 – 30th September 2023



...yn gofalu i wneud gwahaniaeth
...taking care to make a difference

CONTENTS		
PAGE:		
SECTION ONE:	INTRODUCTION	3
SECTION TWO:	CARE PLANNING	4
SECTION THREE:	CONSULTATION & PARTICIPATION	22
SECTION FOUR:	ISSUE RESOLUTION PROTOCOL	25
SECTION FIVE:	EVALUATION	25
SECTION SIX:	PATHWAY PLAN	26
SECTION SEVEN:	REGULAR SHORT BREAK CARE	28
SECTION EIGHT:	SHORT BREAK CARE	29

SECTION ONE: INTRODUCTION

This report provides information collated by the Quality Assurance and Independent Reviewing Service in order to monitor performance and quality assure services to looked after children, care leavers, children in residential placements and those children who receive respite care and short breaks. The information is based on the monitoring forms completed by the Independent Reviewing Officers (IRO) following each review meeting within this quarter along with other performance information held by the Children and Families Service.

BENCHMARKING

This report includes national and local measures and targets used to measure outcomes for looked after children and care leavers at the time of their review meeting.

On the basis of the information available and the views expressed during the review meeting, the IRO makes a professional judgement about the effectiveness of a child/young person's care plan in meeting their needs and the IRO will highlight to managers any poor practice.

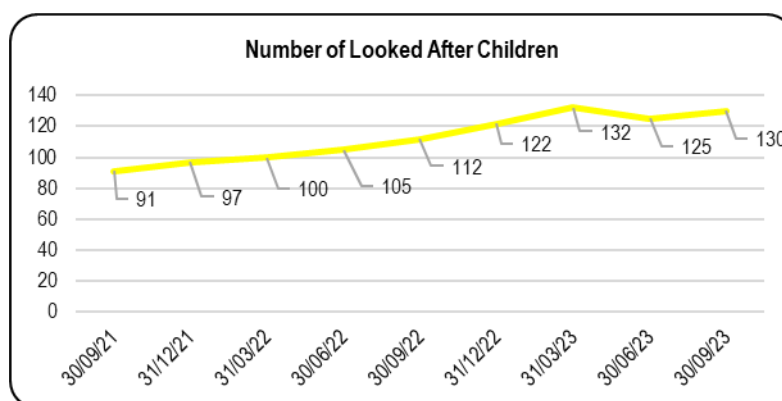
During the review meeting the IRO considers whether the child/young person requires assistance to identify relevant other people to obtain legal advice/take proceedings on their behalf. This action was deemed necessary for 2 children/young persons in the period.

In addition, the IRO has regard as to whether the child/young person's human rights are being breached in any way and, if so, might make a referral to CAF/CASS Cymru. This action was not required at any of the review meetings in the period.

SECTION TWO CARE PLANNING

1. **Headline Figures for Q2:**

The following table and chart provide the total number of Looked After Children data at the end of each quarter commencing with the most recent quarter.	
30 September 2023	130
30 June 2023	125
31 March 2023	132
31 December 2022	122
30 September 2022	112
30 June 2022	105
31 March 2022	100
31 December 2021	97
30 September 2021	91



2. **Number and percentage of Looked After Children Reviews undertaken within the statutory time requirement.**

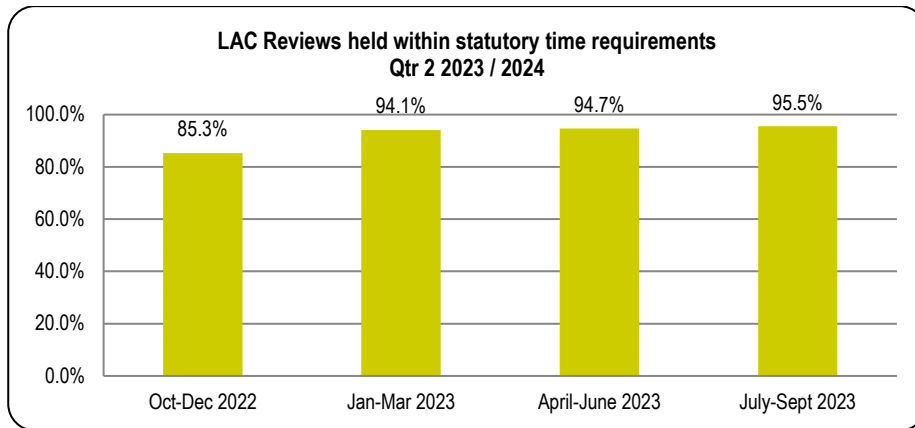
Target Set 100% - Target achieved 95.5%

88 Children were reviewed within the Quarter.

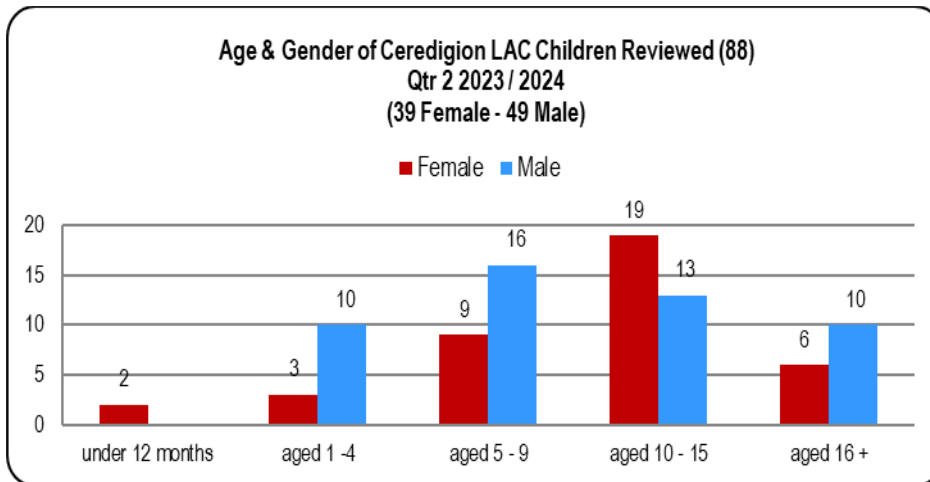
- 84 (95.5%) LAC Review Meetings were undertaken within the statutory requirements.
- 4 (4.5%) LAC Review Meetings were held out of statutory requirements; the reasons recorded were as follows: -
 - A Review for 1 child was delayed due to a change of ISRO.
 - For 1 further child it was due to school holidays / availability of professionals in addition to the need to undertake a Joint Visit to the parent.

- The death of a close relative was the reason for the delay for 1 other child with the review for 1 additional child being out of timescales due to a delay in agencies being informed of a change in the child’s legal status.

	July-Sept 2023	April-June 2023	Jan-Mar 2023	Oct-Dec 2022	July-Sept 2022
Number of children reviewed in the quarter	88	95	101	116	63
Number of reviews held in timescale	84	90	95	99	56
Number of reviews held out of timescales	4	5	6	17	7



3. Age and Gender of the Children Reviewed in the Quarter:



4. Cultural, Religious and Language Needs

88 (100.0%) Reviews identified that the young person's cultural views were met. It was recognised at 49 reviews that the young person's religious needs were met; for a further 37 reviews it was unknown as to whether the needs had been met. An interpreter was needed and provided for all 6 reviews, for 1 other review an interpreter had been requested but was declined by the young person, as s/he was able to speak excellent English.

5 Citizenship

81 Reviews recorded that the child / young person was a UK Citizen, with 7 reviews noting that the child / young person was not a UK Citizen.

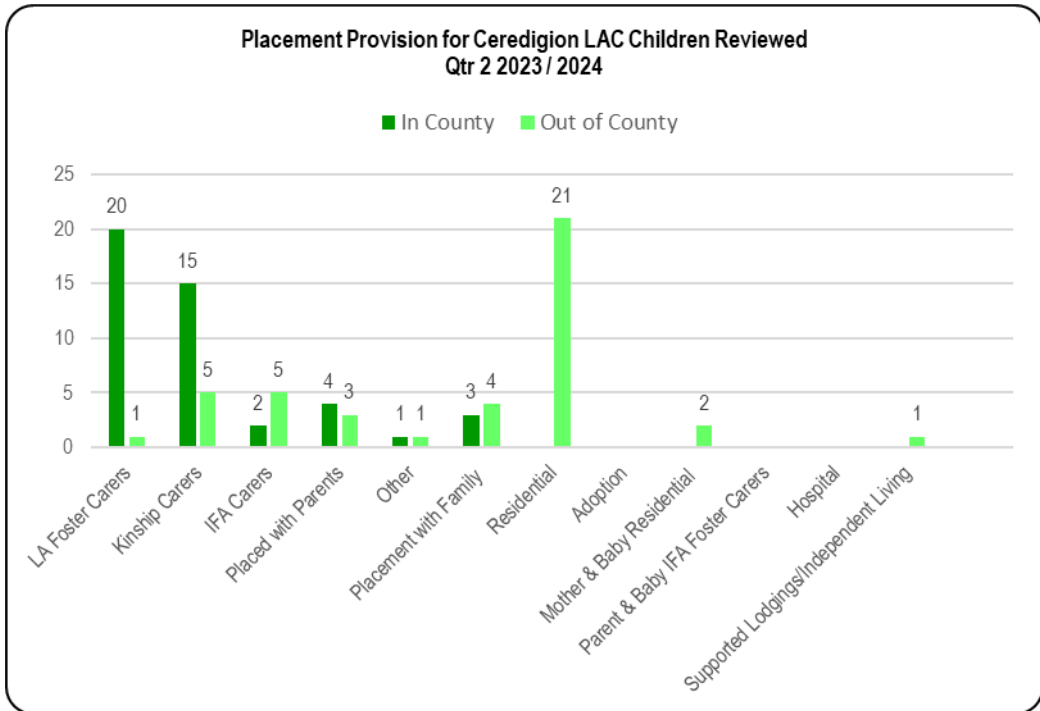
6 Children / Young people were Unaccompanied Asylum Seekers, none of these children / young people had an EU Settlement Scheme (EUSS) in place.

1 Other child / young person who was not a UK Citizens had an EUSS in place.

All 6 reviews recorded that an application had not been made for an EU Settlement Scheme (EUSS); 3 of these reviews recorded that the young person was being supported in this respect.

6 Nature of the Placement Provision of Children Reviewed in the Quarter:

Type of Placement	In County	Out of County	Total
LA Foster Carers	20	1	21
Kinship Carers	15	5	20
IFA Carers	2	5	7
Placed with Parents	4	3	7
Other	1	1	2
Placement with Family	3	4	7
Residential		21	21
Adoption			
Mother & Baby Residential		2	2
Parent & Baby IFA Foster Carers			
Hospital			
Supported Lodgings/Independent Living		1	1
	45	43	88

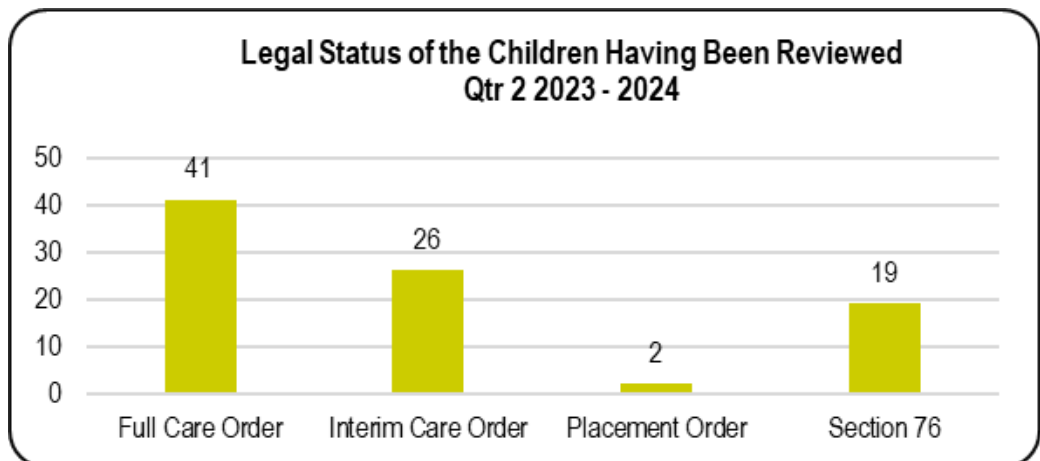


55 Young people who were placed with Local Foster Carers had been placed with carers who were able to speak their first language.

6 Reviews noted that the young person was an unaccompanied child and placed in a care setting which did not meet their first language needs. There was a translator in the review to enable the young person to participate accordingly.

7. Legal Status of Children Reviewed in the Quarter:

Legal Status of the Children Having Been Reviewed	
Full Care Order	41
Interim Care Order	26
Placement Order	2
Section 76	19
Total	88

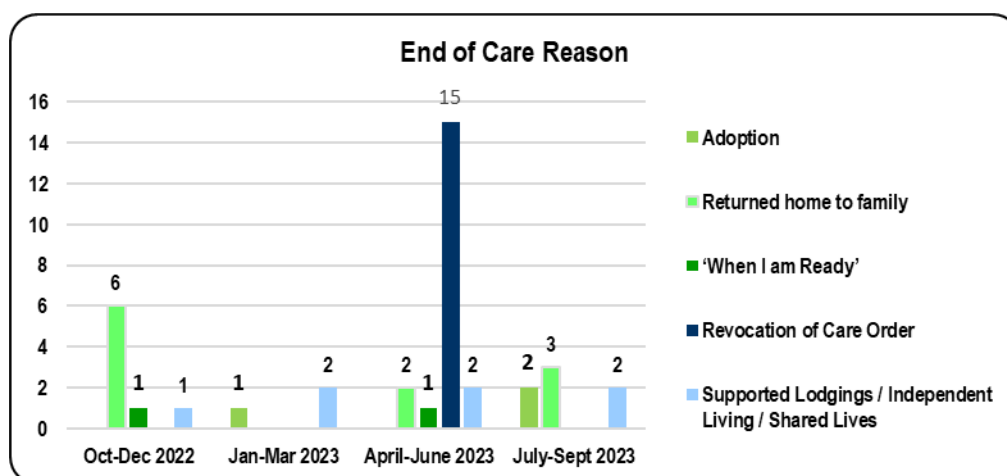


Delegated Authority

Delegated Authority was confirmed to be in place for 59 children who were reviewed with 9 reviews noting that this was yet to be undertaken. It was unknown at 6 reviews with a further 14 reviews recording that it wasn't applicable for the case.

8. Reasons for End of Care of the Children Reviewed

Period	Number left care	End of Care Reason				
		Adoption	Returned home to family	'When I am Ready'	Revocation of Care Order	Supported Lodgings / Independent Living/Shared Lives
July-Sept 2023	7	2	3	0	0	2
April - June 2023	20	0	2	1	15	2
Jan - Mar 2023	3	1	0	0	0	2
Oct - Dec 2022	8	0	6	1	0	1
Total	38	3	11	2	15	7



9. Number and percentage of Looked After Children who have an allocated Social Worker.

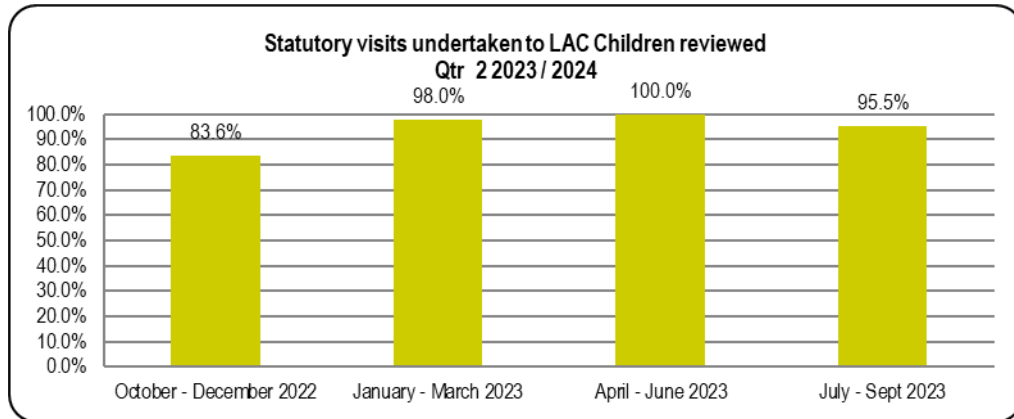
Target Set 100% - Target achieved 98.9%

- 87 (98.9%) LAC Reviews recorded that a qualified Social Worker was allocated and actively involved with the child.
- 1 (1.1%) LAC Review recorded that the child was allocated to the team with no named social worker.

10. Number and percentage of statutory visits undertaken to Looked After Children reviewed within the required timescales.

Target Set 100% - Target achieved 95.5%

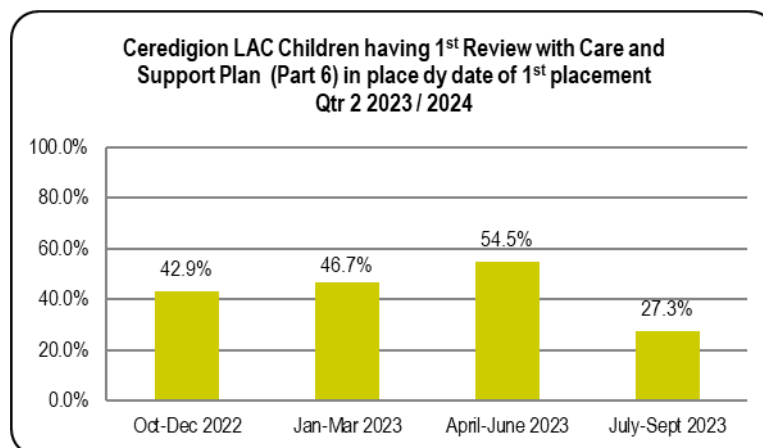
- 84 (95.5%) Looked After Children received Social Worker visits in accordance with the statutory requirements.



11. Number and Percentage of Care and Support Plans (Part 6) in place at the date of the first placement and of up-to-date plans available for the Review.

Target Set 100% - Target achieved 27.3%

- There were 11 Children that became Looked After during this quarter; 3 (27.3%) Review meetings recorded that the child / young person had a Care and Support Plan (Part 6) in place by the date of his/her placement. The Care and Support Plan (Part 6) wasn't in place by date of placement for the other 8 children / young persons.



- 63 (71.6%) Reviews recorded that the Care and Support Plan(Part 6) was up to date.

- The IRO identified that updates were required to the Care and Support Plan records (Part 6) of 25 children. It was identified that the updating of the Care and Support Plan was still outstanding for 14 children/young persons.

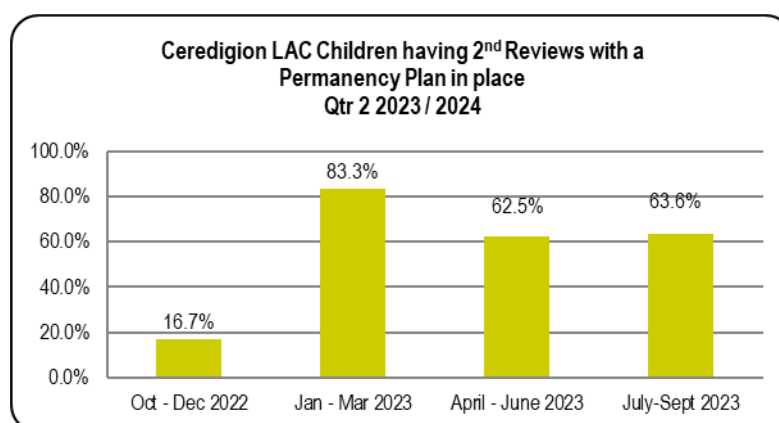
12. Number and percentage of Looked After Children who have a Permanency Plan by the second review if a return home has not been planned.

Target Set 100% - Target achieved 63.6%

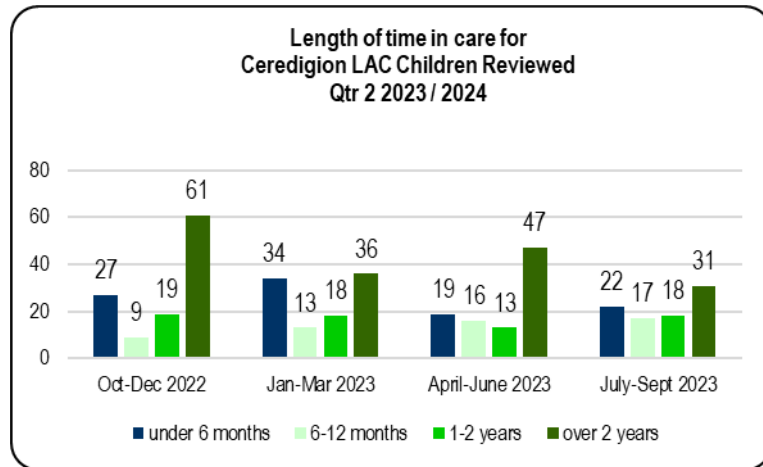
- There were 11 second reviews during this quarter, 7 reviews (63.6%) recorded that a Permanency Plan had been agreed. This compares to 62.5% in the previous quarter.
- There were concerns recorded by the IRO in 4 (4.5%) reviews in this period regarding the progress of the Placement / Care and Support Plan / Permanency Plan.

The nature of the concerns was as follows: -

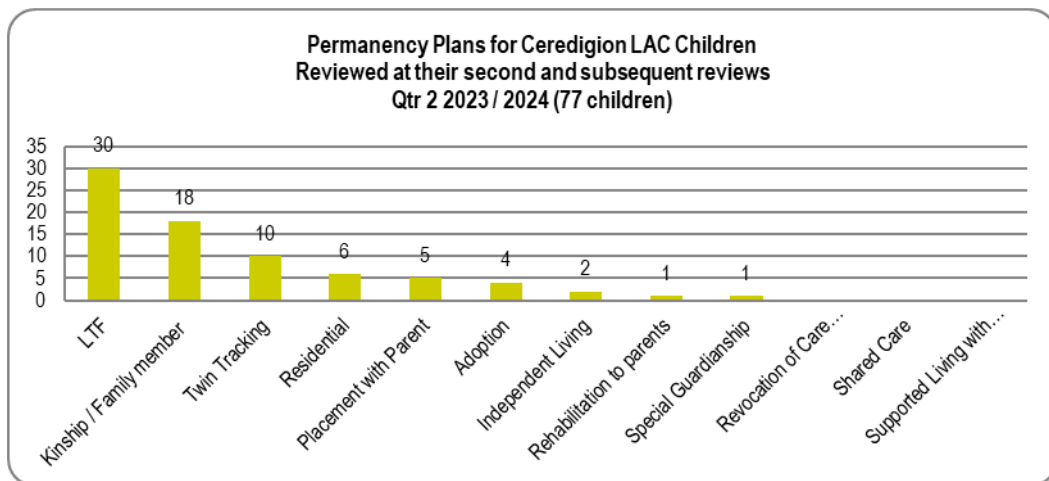
- No Care Plan on wccis despite case being in Court Proceedings.
- There is no clear plan for YP, SW reported to be 'looking for placement', YP currently staying with relative, no assessment made of situation.
- SW not completed SGO paperwork due to time constraints and workload, not kept IRO informed.
- Young person was placed with short term foster carers with a plan to be moved onto new long term foster carers. This has been flagged at the previous reviews but has still yet to be resolved. The placement identified in February which young person was told about, then fell through has unsettled young person and undermined the relationship with the allocated social worker.



13. Length of Time in Care:



14: Nature of Permanency Plans:



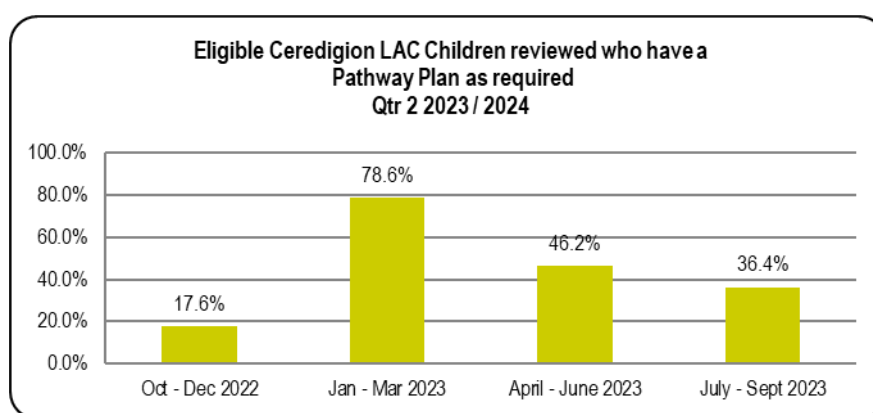
15. Number and percentage of Looked After Children receiving Short Break Care away from Main Carers

- 1 (1.1%) LAC Review noted that the child / young person was receiving short break care away from their main carer; this LAC Review reported that the respite placement was meeting the young person’s needs.

16. Number and percentage of eligible young people who have a Pathway Plan as required.

Target set: 100% Target Achieved 36.4%

- 4 (36.4%) Young People's reviews recorded that there was a Pathway Plan in place and were allocated a Personal Advisor.
- 7 (63.6%) Reviews recorded that the young person did not have a Pathway Plan in place.
- 8 of the above reviews noted that the young persons were allocated a Personal Advisor however 3 reviews recorded that a Personal Advisor was yet to be allocated.



17. Number and percentage of Looked After Children (of appropriate age and level of understanding) who understand the reasons for them being looked after

Target Set 100% -Target achieved 90.3%

- The data for this performance indicator relates to 72 children / young persons as 16 children / young persons were not considered to be of an appropriate age and level of understanding to comprehend the reasons for being looked after.
- 65 (90.3%) Of this group showed some level of understanding about why they were cared for away from their families, which compares to 93.2% in the previous quarter.
- 7 (9.7%) Reviews reported that Life Journey work needed to be undertaken with the child / young person to support in understanding the reasons for being looked after.

18. Number and percentage of Looked After Children (of appropriate age and level of understanding) understand their Care and Support Plan.

The data for this performance indicator relates to 69 children / young persons as 19 children / young persons were not considered to be of an appropriate age and level of understanding and were therefore not included in the figures.

- 57 (82.6%) of this group showed a level of understanding as to the nature of their Care and Support Plan (part 6).
- 12 (17.4%) Reviews recorded that this needed to be shared with the children / young persons.

19. National Measure 33: Number and percentage of moves for Looked after Children.

- 10 (11.4%) LAC Reviews reported that there was a change in a child's/young person's placement during this quarter; this compares to (17.9%) in the previous quarter.

The reasons for the changes in Placement were as follows:

- 1 Young person had a planned move to a placement nearer to Ceredigion.
- 2 Siblings placed with different carers both had their placements ended due to both sets of carers giving notice, they both had an unplanned move to separate carers for a brief period of time whilst different family members were being assessed; both subsequently had successful planned moves to different individuals within their family.
- Carers gave notice on their placement for another young person and a planned move was made to a residential placement.
- 1 Young person had a planned move to a step down placement as a part of his/her assessment.
- A suitable placement was still being identified for 1 young person who had left a previous placement.
- 1 Other young person had an unplanned move to current carers for which a confirmation was needed as to whether they were willing to provide a 'When I am Ready' placement, following previous carers deciding to end their placement.
- 1 Further young person had a planned move to a placement with another parent.
- 1 Young person had a planned move to a residential placement within the same company, which was identified as being a more appropriate location to meet the young person's needs.
- 1 Additional young person moved from a residential placement in England to a further residential placement nearer to family and Ceredigion.

4 Children had unplanned moves, none of the reviews recorded that a Stability Meeting had been held within 6 weeks of moving placement.

20 Number and percentage of placement plans (including education and health provision) that are assessed as meeting the needs of Looked after Children.

Target Set 100% - Target achieved 97.7%

- 86 (97.7%) Placement/care and support plans were recorded as meeting the needs of the children / young people, which compares to 95.8% in the previous quarter.
- 2 (2.3%) Reviews recorded that Placement/care and support plan wasn't meeting the needs of the child / young person. The reasons recorded were: -
 - 1 Young person was identified as being NEET (Not in Education, Employment or Training) and therefore concern as there was no permanent suitable placement.
 - For another young person, it was due to the fact that a previous placement had broken down and there needed to be a confirmation that the current placement could offer a 'When I am Ready' placement.

21. Number and percentage of Safeguarding Concerns identified for Looked After Children during this quarter

- 6 (6.8%) LAC Reviews identified safeguarding concerns for the young person; it was confirmed that the concerns were being addressed.

22. Number of Looked After Children's names on the Child Protection Register.

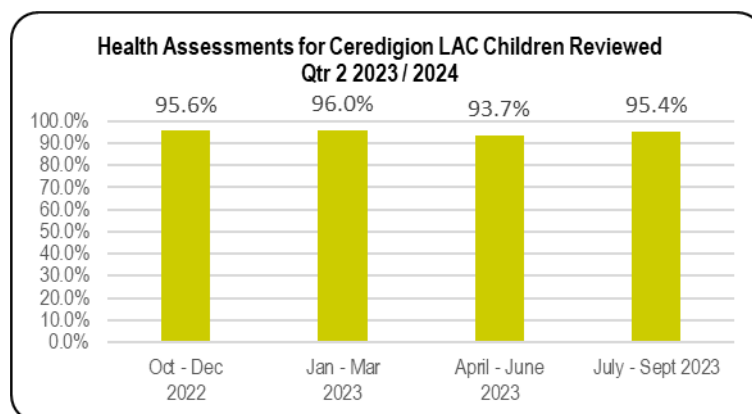
- 8 (9.1%) LAC Reviews during the quarter confirmed that the young person's name was included on the Child Protection Register.

23. Number and percentage of Looked After Children who received Health Assessments in accordance with statutory requirements

Target Set 100%- Target achieved 95.4%

- 83 (95.4%) Children/Young People Looked After had an up-to-date health assessment reported at their review, which compares to 96.0% in the previous quarter.
 - 7 (63.6% First Reviews recorded that the Health Assessment had been completed within 4 weeks of the child becoming LAC.

- At 4 (36.4%) first reviews it was documented that the Health Assessment had not been undertaken within 4 weeks of the child becoming LAC. However 2 of these reviews recorded that a Health Assessment was subsequently completed, with 1 other child / young person leaving care within a short space of time. One other Health Assessments remained outstanding.
- 76 (100.0%) Further reviews recorded that Health Assessments were undertaken every 6 months for children aged under 5 and every 12 months for children over the age of 5.
- 1 (1.1%) Child/Young Person Looked After refused to have a health assessment completed and was therefore taken out of the equation.



Comment: Delays often occur due to lack of notification of new children into placement / placement moves and end of placements by Local Authority.

24. The percentage of children registered with a dentist within 20 working days of becoming looked after

Target set: 100% Target Achieved 72.7%

Registered with a dentist

The data for registering a child / young person with a dentist within 20 days of becoming looked after relates to 11 children / young persons.

- 8 (72.7%) Reviews recorded that the child / young person was registered with a dental practitioner within 20 working days of the start of placement.
- 3 (27.3%) Review noted that the child / young person was yet to be registered with a dental practitioner.

Registered with a dentist

The data for this performance indicator relates to 77 Children / Young persons as 11 Children / Young persons having a first LAC Review were taken out of the above equation to coincide with National Measure requirements.

- 69 (89.6%) Children and young people were registered with a dentist. This compares to 83.3% in the previous quarter.
- 8 (10.4%) Children and young people needed to be registered with a dentist.

Comment: All Children have subsequently been referred / registered with a local dentist.

25. National Measure 30: Number and percentage of Looked After Children who have had their teeth checked by a dentist within 3 months of becoming Looked After.

Seen by a dentist

The data for being seen by a dentist within 3 months of becoming looked after relates to 10 children.

- 6 (60.0%) Reviews recorded that the child / young person had been seen by a registered dentist within 3 months of becoming LAC.
- 4 (40.0%) Reviews recorded that the child / young person had not been seen by a registered dentist within 3 months of becoming LAC. However, 1 child was seen 2 months before becoming Looked After.

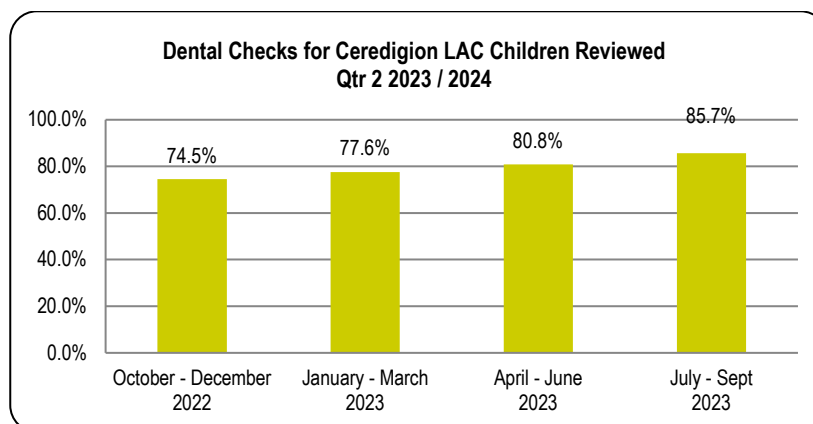
Seen by a dentist

Target Set 90% - Target achieved 85.7%

The data for this performance indicator relates to 71 Children / young persons as 17 Children / Young persons were under 2 years of age and / or having their first LAC Reviews and were taken out of the above equation to coincide with National Measures requirements.

- 60 (85.7%) Children and young people were recorded as having a dental check during the preceding 12 months, which compares to 80.8% in the previous quarter.
- 10 (14.3%) Children and young people were recorded as not having had dental checks.

- 1 (1.4%) Review recorded that the young person had dental phobia and was therefore taken out of the equation.



26. National Measure 31: Percentage of children looked after who were registered with a GP within 10 working days of the start of their placement

- 19 (95.0%) Reviews recorded that the child was registered with a provider of general medical services within 10 working days of the start of placement.
- 1 (5.0%) Review reported that this action remained outstanding at the time of the review; it was noted that this young person was registered with a GP local to his/her previous placement but had not relocated to a local GP.

27. Number and percentage of children looked after who were registered with a GP

Target Set 100% - Target achieved 100.0%

- 88 (100.0%) Children and young people were registered with a GP, which is consistent with the previous quarter.
- 77 (91.7%) Children had their immunisations up to date.
- 7 (8.3%) Children were late in receiving their immunisations. 4 Of these young people are Unaccompanied Asylum-Seeking Children (UASC) and are offered an accelerated programme as there is incomplete previous immunisation history.

4 Reviews were taken out of the equation as the parent / young person was refusing immunisation.

Comment: Updating of immunisation is an ongoing process to be compliant with immunisation schedules.

- 80 (90.9%) LAC Reviews recorded that children/young people's mental/emotional health had been considered during the Health Assessment and/or during discussions in the meeting.
- 8 (9.1%) Reviews recorded that the mental health issues had not been considered.

- 12 (13.6%) LAC Reviews identified that the young person had a current mental health problem.
- Behavioural issues were identified for 13 (14.8%) children / young people during this period.

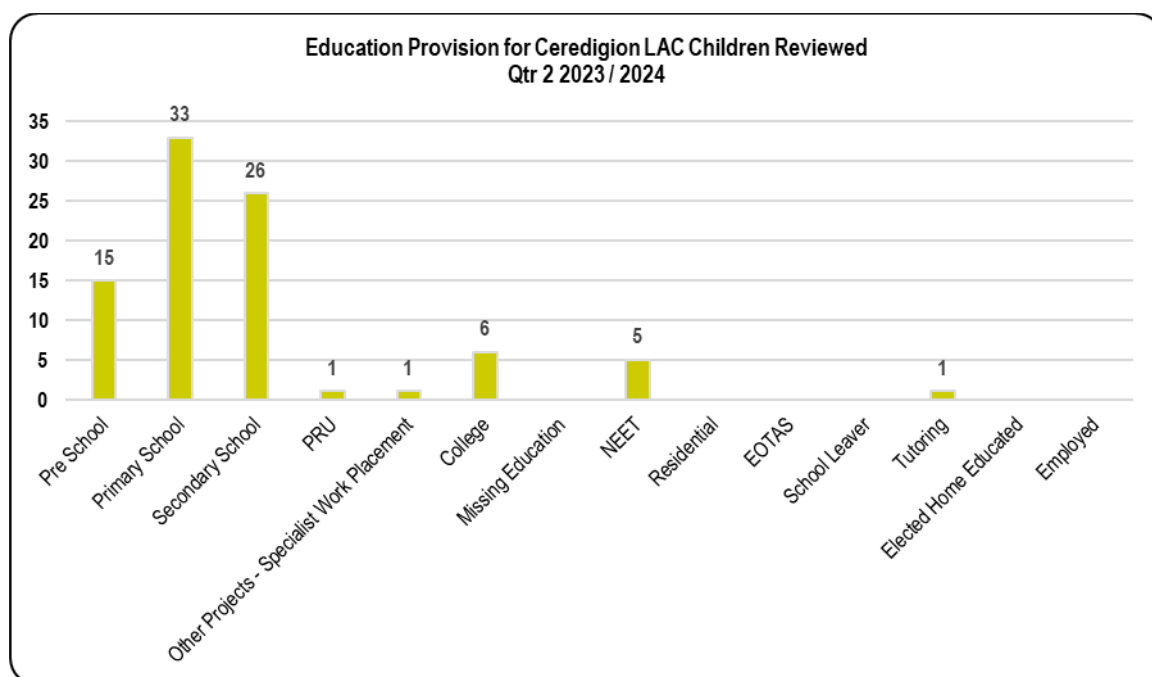
28. Number and percentage of Looked After Children assessed as requiring CAMHS services that are referred and receive an assessment /service.

- 2 (2.3%) LAC Reviews recorded that a child/young person had been referred to CAMHS, it was confirmed at 1 review that referral had been accepted, and for the other review it was noted that young person was already open to the service.

29. Nature of Education Provision:

During this quarter, the children and young people reviewed were in the following educational provision.

Education Provision	
Pre-school children	15
Primary school pupils	33
Secondary school pupil	26
PRU	1
Other Projects-Specialist Work Placement	1
College	6
Missing Education	
NEET	5
EOTAS	
Residential	
School Leaver	
Tutoring	1
Elected Home Educated	
Employed	
Total	88



30. Number and percentage of Looked After Children of school age who had a Personal Education Plan within 20 school days of entering care or joining a new school.

Target Set 70% - Target achieved 98.1%

The data for this performance indicator relates to 58 children / young persons who were of compulsory school age and therefore eligible for a Personal Education Plan.

- 52 (98.1%) Children and young people of statutory school age had an up-to-date Personal Education Plan.
 - 6 (85.7%) Reviews recorded that the PEP had been completed within 20 school days of becoming Looked After or 20 school days of a change in school as required.
 - 46 (100.0%) Reviews recorded that the young person had an up-to-date Personal Education Plan.
- 1 (1.9%) Review recorded that the PEP had not been completed within timescales; the child / young person subsequently left care within 6 weeks of becoming LAC.
- 5 Further children / young persons did not have a PEP in place at the point of their first review and were taken out of the equation due to the fact that they became LAC at the end of summer school term and reviewed during the school holidays. PEPs were subsequently put in place once school returned in September.

- 14 (23.7%) Children and young people attending school/college were identified as having a recognised highest additional learning need.

- 21 (36.2%) Reviews deemed that the children / young persons attending school/college needed additional support educationally. All reviews recorded that the young people were receiving support.

- 8 (61.5%) Reviews identified that the educational provision had been put in place at the start of the placement.
- 5 (38.5%) Reviews recorded that the educational provision was not in place at start of placement.

- 2 (3.4%) Reviews identified that there had been a period whereby the child / young person had been out of education awaiting a school placement

31. National Measure 32: Percentage of Looked After Children who have changed schools and outside of transitional arrangements

Target Set 0% - Target achieved 3.5%

- 2 (3.5%) Reviews recorded a change of school which were not transitional, which compares to 0.0%) in the previous quarter.

32. Number and percentage of Looked After Children who were excluded from school

Target Set 12% fixed term exclusion –Target achieved 3.4%

Target Set 1% permanent exclusion – Target achieved 0.0%

- 2 (3.4%) Reviews reported that the young person had been excluded on a fixed term basis during the review period. This compares to 3.1% in the previous quarter.
- 0 (0.0%) Reviews reported that the young person had been excluded from school permanently, which is consistent with the previous quarter.

There were exclusions during this quarter: -
1 session, total of 0.5 days

SECTION THREE

CONSULTATION AND PARTICIPATION

1. **Local Performance Indicator: Number and percentage of Looked After Children of age and understanding consulted by the Social Worker or attended their review.**

Target Set 100% – Target achieved 97.1%

The data for this performance indicator relates to 70 reviews as 18 reviews recorded that the children / young persons were not of an age and level of understanding to be included in the consultation process although 2 of these children / young people were present at their review.

- 68 (97.1%) Reviews recorded that consultation had taken place.
- 2 (2.9%) Reviews recorded that consultation had not taken place

Breakdown of consultation

29 Children / young people attended their review via Hybrid / Teams.

39 Children / young people completed consultation papers spoke with IRO or/and had their views represented by professionals, parents, carers or advocates.

- The IRO had direct contact with 20 children / young persons during the review period outside of the review meeting.

2 **Local Performance Indicator: Number and percentage of Children who were aware of their right for an Advocacy Service / Independent Visitor Scheme**

Target Set 100% - Target achieved 83.3%

The data for this performance indicator relates to 72 reviews as 16 reviews recorded that the children / young people reviewed were not of an age and understanding to be informed about their right for Advocacy / Independent Visitor Scheme and were therefore taken out of the equation.

- 60 (83.3%) Children / young persons were informed of their right for an Advocacy / Independent Visitor Scheme.
- 12 (16.7%) Children / young persons were not informed of their right for an Advocacy / Independent Visitor Scheme

3 Local Performance Indicator: Number and percentage of Children informed about the Complaints Procedure

Target Set 100% - Target achieved 90.8%

The data for this performance indicator relates to 65 reviews as 23 reviews recorded that the children / young people were not of the age / level of understanding and were therefore taken out of this equation.

- 59 (90.8%) Children / young people knew about the complaints process, which compares to 95.1% in the previous quarter.
- 6 (9.2%) Reviews recorded that the child/ young person didn't know / IRO was unclear if the child / young person knew about the complaints process.

4 Local Performance Indicator: Number and percentage of Parents consulted by the Social Worker before the review or who attended the review.

Target Set 80% - Target achieved 98.7%

The data for this performance indicator relates to 79 reviews as 9 reviews recorded that the parents were not involved in the statutory review process and these were therefore taken out of the above equation.

- 78 (98.7%) Parents completed consultation papers or met with / spoke with the IRO prior and / or after the review or / and attended the review themselves or / and had their views represented by a professional.
- 1 (1.3%) Review identified that no consultation had taken place, this was due to family circumstances at the time.

Breakdown of consultation

Consultation Papers were sent to 78 reviews.

40 Reviews confirmed that the parents were present; or spoke to the IRO by phone prior and/or after the review.

5 Local Performance Indicator: Number and percentage of Foster Carers consulted by the social worker or attends the Child's Review

Target Set 100% - Target achieved 98.8%

The data for this performance indicator relates to 82 reviews as 6 reviews recorded that the child was placed with a parent or living independently, these reviews were therefore taken out of the equation.

- 81 (98.8%) Foster Carers completed consultation papers or / and attended the reviews during this period.

- 1 (1.2%) Review identified that there was no carers' consultation; this was due to young person's situation at the time of the review.

6 Local Performance Indicator: Number and percentage of Health Representative attending the Review or Sending a Report

Target Set 100% - Target achieved 88.6%

- 78 (88.6%) Reviews confirmed that information regarding health was available for the meeting.
- 10 (11.4%) Reviews reported that there was no health information at the meeting.

Comment: When young people live out of county, it is more difficult to have the health professionals to attend

7. Local Performance Indicator: Number and percentage of a School Representatives attending a Review or Sending a Report

Target Set 100% - Target achieved 86.4%

- 57 (86.4%) LAC Reviews had a school representative attend or provided a written report, which compares to 81.4% in the previous quarter.
- 9 (13.6%) LAC Review recorded that there was no school representative or written report.

8. Local performance Indicator: Number and percentage of LAC Review Documents completed by the Social Worker prior to the review

Target Set 100% - Target achieved 44.3%

- 39 (44.3%) LAC Reviews confirmed that the LAC Review document had been completed by the Social Worker prior to the review, this compares to 49.5% in the previous quarter.
- 49 (55.7%) LAC Reviews confirmed that the LAC Review document had not been completed by the Social Worker prior to the review.

**SECTION FOUR:
ISSUE RESOLUTION PROTOCOL**

The Issue Resolution Protocol was initiated for one young person by the ISRO during this period.

4 Mid-Point reviews took place during this period and where needed IRO were bringing reviews forward when there were concerns.

SECTION FIVE

EVALUATION

This information was unavailable for this quarter.

SECTION SIX

PATHWAY PLANNING

For over 16 years old and not LAC / over 18 year old care leavers

23 Pathway Plan Reviews were held during the quarter.

1 Performance Indicator: Percentage of Pathway Plan Review held within timescales.

- 21 (91.3%) Pathway Plan Reviews were held within timescales, which compares to 82.4% in the previous quarter.
- 2 (8.7%) Pathway Plan Reviews were held out of timescales. The reasons recorded were as follows: -
 - Both reviews were rearranged due to IRO / PA's availability.

2 Performance Indicator: Percentage of Young Persons with allocated Personal Advisor / Social Worker

- It was identified at all 23 (100%) reviews that all the young persons had an allocated Social Worker or/and Personal Advisor.

3 Performance Indicator: Percentage of Pathway Plan Review Record Completed for the Meeting

- The Review Record had been completed for 18 (78.3%) Pathway Plan Reviews, which compares to 94.1% in the previous quarter.
- 5 (21.7%) Review reported that the Review Record had not been completed at the time of the review.

4 Performance indicator: Percentage of Young People Consulted for the Review Meeting

- 21 (91.3%) Reviews confirmed that the young person had his / her views represented at the review or / and attended the review.
- It was identified at 2 (8.7%) review that the young person had not had his / her views represented at the review or / and attended the review.

5 Performance indicator: Percentage of Young People attending their Review Meeting

- 9 (39.1%) Reviews recorded that the young person attended their review.
- 14 (60.9%) Reviews recorded that the young persons had not attended their review.

6 Performance Indicator: Percentage of Pathway Plan meeting young person's needs

- 22 (95.7%) Reviews confirmed that the Pathway Plan was meeting the young person's needs.
- 1 (4.3%) Review noted that there was no Pathway Plan in place.

7 Performance Indicator: Percentage of Pathway Plans updated prior to Leaving Care/18th Birthday.

- 3 (0.0%) Reviews recorded that the Pathway Plan had not been updated prior to the young person leaving care / 18th Birthday.

8 Evaluation This information was unavailable for this quarter.

SECTION SEVEN

REGULAR SHORT BREAK CARE

There were no Regular Short Break Care Reviews held during the quarter.

SECTION EIGHT

SHORT BREAK CARE

No Short Break Care Reviews were held during the quarter.

CYNGOR SIR CEREDIGION COUNTY COUNCIL

Report to: Cabinet

Date of meeting: 19.03.2024

Title: Recommendation from the Healthier Communities Overview and Scrutiny Committee in relation to its meeting held on the 11th March 2024 to consider the Independent Reviewing Service Performance Management Report quarter 2, 2023-2024

Purpose of the report: To provide feedback following the Healthier Communities Overview and Scrutiny meeting on the 11th of March 2024

Background:

At its 11th March 2024 Committee meeting, the Healthier Communities Overview and Scrutiny Committee considered the quarter 2, 2023-2024 Independent Reviewing Service Performance Management Report.

Quarterly reports are received by the Healthier Communities Overview and Scrutiny Committee as part of an ongoing examination of the topic to ensure that the Local Authority fulfils its duties as the Corporate Parent.

This report includes national and local standards and targets used to measure outcomes for looked after children and care leavers at the time of their review meeting and includes Welsh Government Performance Indicators.

Recommendation:

Following discussion, Committee Members recommend that Cabinet:

- note the contents of the report and the levels of activity within the Local Authority.

Reason for decision:

So that governance of the Local Authority activity and its partner agencies for Looked After Children are monitored.

Councillor Caryl Roberts
Chair of the Healthier Communities Overview and Scrutiny Committee